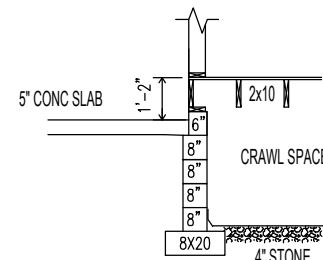


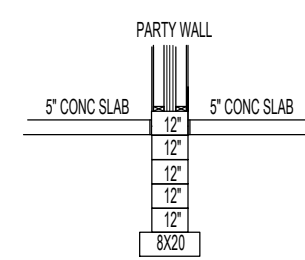
TYPICAL CRAWL SPACE:  
 INSTALL VERTICAL RADON VENT PIPES  
 PER IRC APPENDIX 'F'. INSULATE  
 WALLS PER IRC SECTION N1102.2.9, 6  
 MILL POLY VAPOR BARRIER- OVERLAP  
 @ SEAMS & TAPE EDGES 6" UP STEM  
 WALL, 4" STONE BASE

## OVERALL BASEMENT / FOUNDATION PLAN

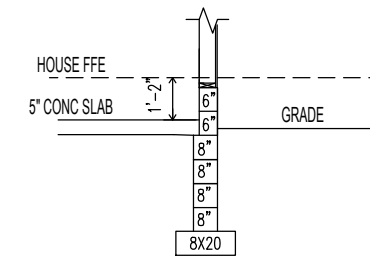
SCALE: 3/32" = 1'-0" SEE ALSO ENLARGED INDIVIDUAL UNIT PLANS



'A' GARAGE - CRAWL SPACE SECTION



'B' GARAGE - GARAGE SECTION



'C' GARAGE

THIS DRAWING IS THE PROPERTY AND  
 COPYRIGHT OF MILLFIELD CONSTRUCTION  
 COMPANY AND MAY NOT BE USED OR COPIED  
 WITHOUT THE EXPRESS WRITTEN PERMISSION  
 OF MILLFIELD CONSTRUCTION COMPANY



(4) UNIT TOWNHOUSE AT:  
**PEREGRINE: UNITS 9-12**  
 4332, 4334, 4336, 4338 HEATHER LANE  
 COLUMBIA, PA 17512  
 WEST HEMPFIELD TOWNSHIP

DATE:  
 DECEMBER 8, 2025

LATEST REVISION  
 DATE:  
 DECEMBER 29, 2025

PROJECT NO.  
 NDS 25-87

DWG NO.

**A101**